



# Professional HEAVY DUTY

## GSH 14 C


Robert Bosch Power Tools GmbH  
70538 Stuttgart  
GERMANY

[www.bosch-pt.com](http://www.bosch-pt.com)

1 609 92A 7FX (2025.08) PS / 13



1 609 92A 7FX

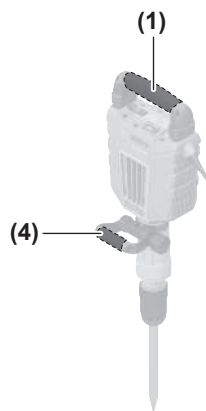
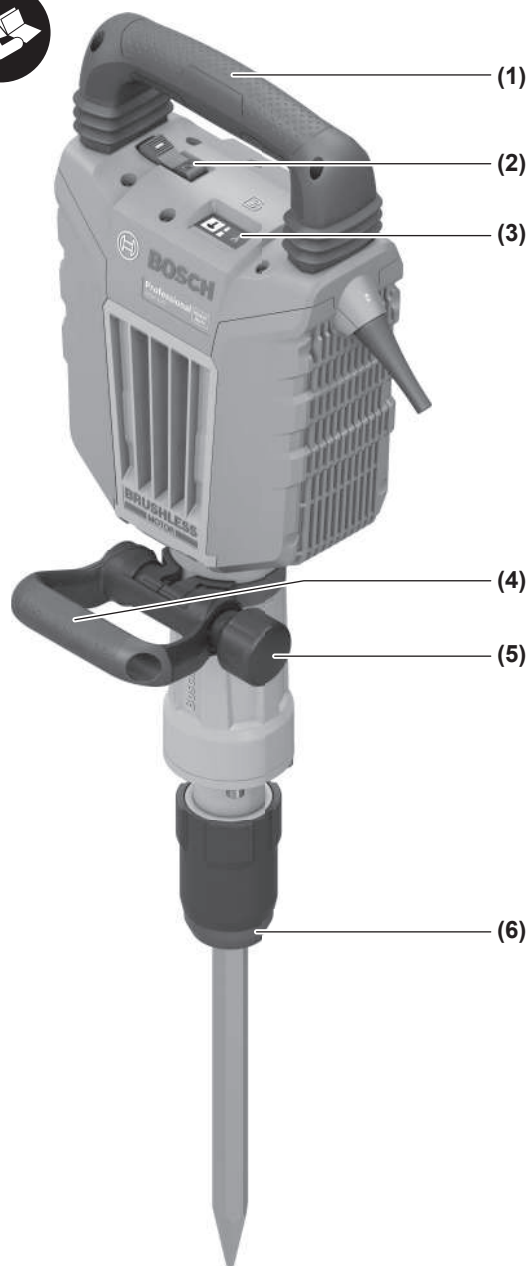


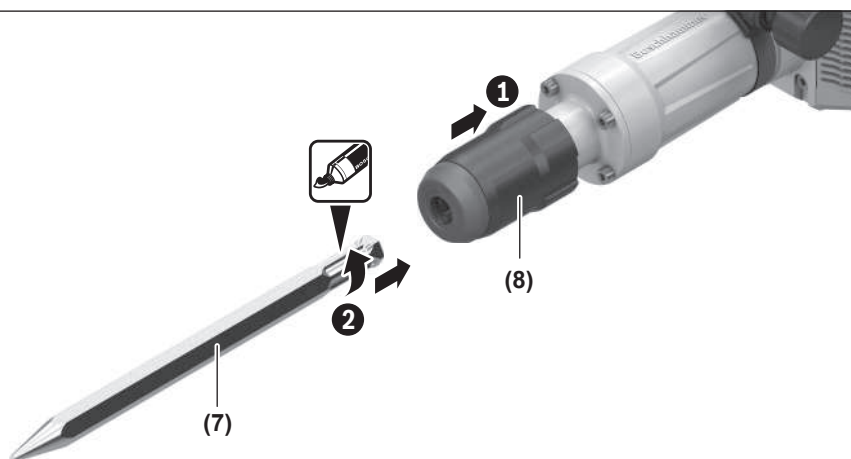
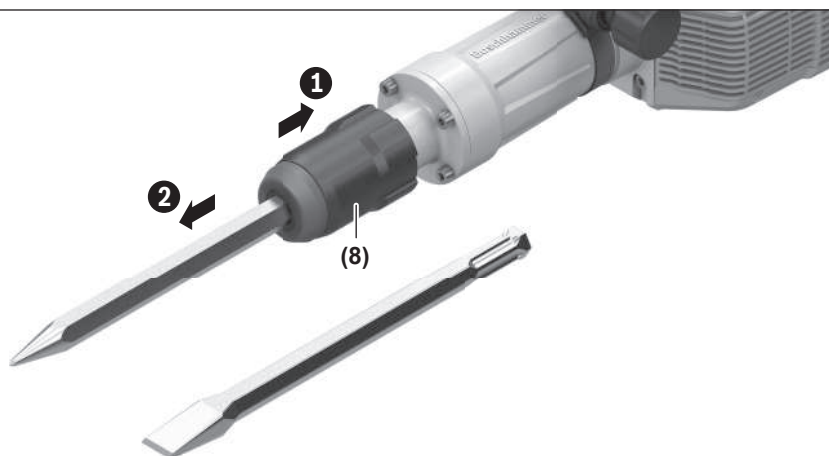
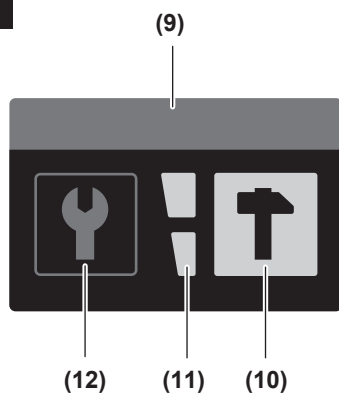
zh 正本使用说明书



中文 ..... 页 5





**A****B****C**

# 中文

## 安全规章

### 电动工具通用安全警告

**警告！** 阅读所有警告和所有说明！不遵照以下警告和说明会导致电击、着火和 / 或严重伤害。

保存所有警告和说明书以备查阅。

在所有下列的警告中术语“电动工具”指市电驱动（有线）电动工具或电池驱动（无线）电动工具。

#### 工作场地的安全

- ▶ 保持工作场地清洁和明亮。混乱和黑暗的场地会引发事故。
- ▶ 不要在易爆环境，如有易燃液体、气体或粉尘的环境下操作电动工具。电动工具产生的火花会点燃粉尘或气体。
- ▶ 让儿童和旁观者离开后操作电动工具。注意力不集中会使操作者失去对工具的控制。

#### 电气安全

- ▶ 电动工具插头必须与插座相配。绝不能以任何方式改装插头。需接地的电动工具不能使用任何转换插头。未经改装的插头和相配的插座将减少电击危险。
- ▶ 避免人体接触接地表面，如管道、散热片和冰箱。如果你身体接地会增加电击危险。
- ▶ 不得将电动工具暴露在雨中或潮湿环境中。水进入电动工具将增加电击危险。
- ▶ 不得滥用电线。绝不能用电线搬运、拉动电动工具或拔出其插头。使电线远离热源、油、锐边或运动部件。受损或缠绕的软线会增加电击危险。
- ▶ 当在户外使用电动工具时，使用适合户外使用的外接软线。适合户外使用的软线将减少电击危险。
- ▶ 如果在潮湿环境下操作电动工具是不可避免的，应使用剩余电流动作保护器（RCD）。使用RCD可减少电击危险。

#### 人身安全

- ▶ 保持警觉，当操作电动工具时关注所从事的操作并保持清醒。当你感到疲倦，或在有药物、酒精或治疗反应时，不要操作电动工具。在操作电动工具时瞬间的疏忽会导致严重人身伤害。
- ▶ 使用个人防护装置。始终佩戴护目镜。安全装置，诸如适当条件下使用防尘面具、防滑安全鞋、安全帽、听力防护等装置能减少人身伤害。
- ▶ 防止意外起动。确保开关在连接电源和/或电池盒、拿起或搬运工具时处于关断位置。手指放在已接通电源的开关上或开关处于接通时插入插头可能会导致危险。
- ▶ 在电动工具接通之前，拿掉所有调节钥匙或扳手。遗留在电动工具旋转零件上的扳手或钥匙会导致人身伤害。

- ▶ 手不要伸展得太长。时刻注意立足点和身体平衡。这样在意外情况下能很好地控制电动工具。
- ▶ 着装适当。不要穿宽松衣服或佩戴饰品。让衣服、手套和头发远离运动部件。宽松衣服、佩戴或长发可能会卷入运动部件中。
- ▶ 如果提供了与排屑、集尘设备连接用的装置，要确保他们连接完好且使用得当。使用这些装置可减少尘屑引起的危险。
- ▶ 即使由于经常使用电动工具而对此非常熟悉，也不要就认为可以高枕无忧而忽略工具的安全规定。粗心大意的行为可能在瞬间就造成严重的伤害。

#### 电动工具使用和注意事项

- ▶ 不要滥用电动工具，根据用途使用适当的电动工具。选用适当设计的电动工具会使你工作更有效、更安全。
- ▶ 如果开关不能接通或关断工具电源，则不能使用该电动工具。不能用开关来控制的电动工具是危险的且必须进行修理。
- ▶ 在进行任何调节、更换附件或贮存电动工具之前，必须从电源上拔掉插头和/或使电池盒与工具脱开。这种防护性措施将减少工具意外起动的危险。
- ▶ 将闲置不用的电动工具贮存在儿童所及范围之外，并且不要让不熟悉电动工具或对这些说明不了解的人操作电动工具。电动工具在未经培训的用户手中是危险的。
- ▶ 保养电动工具。检查运动件是否调整到位或卡住，检查零件破损情况和影响电动工具运行的其他状况。如有损坏，电动工具应在使用前修理好。许多事故由维护不良的电动工具引发。
- ▶ 保持切削刀具锋利和清洁。保养良好的有锋利切削刃的刀具不易卡住而且容易控制。
- ▶ 按照使用说明书，考虑作业条件和进行的作业来使用电动工具、附件和工具的刀头等。将电动工具用于那些与其用途不符的操作可能会导致危险。
- ▶ 保持手柄和握持表面干燥、清洁、无油污。在突发情况下，滑溜的手柄和握持表面无法确保安全地握持和控制工具。

#### 维修

- ▶ 将你的电动工具送交专业维修人员，使用同样的备件进行修理。这样将确保所维修的电动工具的安全性。

### 电锤安全规章

- ▶ 戴好耳罩。暴露在噪声中会引起听力损伤。
- ▶ 使用随工具提供的辅助手柄。操作失手会引起人身伤害。
- ▶ 在切削附件可能触及暗线或其自身软线之处进行操作时，要通过绝缘握持面来握持工具。切削附件碰到带电导线会使工具外露的金属零件带电从而使操作者受到电击。

其他安全规章

- ▶ **使用合适的侦测装置**侦察隐藏的电线，或者向当地的相关单位寻求支援。接触电线可能引起火灾并让操作者触电。损坏了瓦斯管会引起爆炸。凿穿水管不仅会造成严重的财物损失，也可能导致触电。
- ▶ **等待电动工具完全静止后才能够放下机器。**机器上的工具可能在工作中被夹住，而令您无法控制电动工具。
- ▶ **固定好工件。**使用固定装置或老虎钳固定工件，会比用手紧握工件更牢固。
- ▶ **切勿直接触摸运行后的工具刀头或相邻的壳体部件。**它们可能在运行期间变得很热，从而导致起火燃烧。
- ▶ **使用凿头进行破碎工作时请务必小心。**从破碎材料上掉落的碎屑可能会伤到周围人员或您自己。
- ▶ **工作时**要使用双手握紧电动工具并确保站稳。使用双手才能够稳定地操作电动工具。
- ▶ **注意！**在使用有 **蓝牙®** 功能的电动工具时，其他装置和设备、飞机和医疗器械（例如心脏起搏器、助听器）可能会出现故障。同样不能完全排除周围的人 and 动物会受到伤害。请不要在医疗设备、加油站、化工厂、有爆炸危险的地区附近和在爆破区内使用有 **蓝牙®** 蓝牙功能的电动工具。请勿在飞机上使用有 **蓝牙®** 功能的电动工具。请避免在身体附近较长时间使用。

文字商标 **Bluetooth®** 及其图形符号（标志）是注册商标且归 **Bluetooth SIG, Inc.** 所有。  
**Robert Bosch Power Tools GmbH** 对此类文字商标 / 图形符号的任何使用均已获得许可。

图标

以下符号可以帮助您正确地使用本电动工具。请牢记各符号和它们的代表意思。正确了解各符号的代表意思，可以帮助您更有把握更安全地操作本电动工具。




数据记录功能在本电动工具上已激活。



内置 **蓝牙®** 技术的联网电动工具

产品和性能说明



请阅读所有安全规章和指示。不遵照以下警告和说明可能导致电击、着火和/或严重伤害。  
请注意本使用说明书开头部分的图示。

按照规定使用

本电动工具适合较为困难的凿击和破碎工作，安装合适的附件后，也可以进行挤压和捣实作业。  
内置 **蓝牙®** 低能耗模块通过 **蓝牙®** 无线技术在电动工具和移动终端设备之间传输电动工具的数据和设置。

插图上的机件

机件的编号和电动工具详解图上的编号一致。

- (1) 手柄（绝缘握柄）
- (2) 起停开关
- (3) 用户界面
- (4) 辅助手柄（绝缘握柄）
- (5) 针对辅助手柄的滚轮螺母
- (6) 防尘盖
- (7) 工具柄
- (8) 锁定套筒
- (9) 电动工具状态指示灯（用户界面）
- (10) 工作模式选择键（用户界面）
- (11) 工作模式指示灯（用户界面）
- (12) 保养指示灯（用户界面）

技术数据

击碎电镐	GSH 14 C	
物品代码	3 611 C44 0..	
额定输入功率	瓦	1750
冲击次数	转/分钟	1900
凿头位置数量		6
HEX 工具夹头	毫米	22
润滑		油脂润滑
重量 <sup>A)</sup>	公斤	14.6
保护等级		□/II

数据传输

蓝牙®	蓝牙® 4.2 (低能耗) <sup>B)</sup>	
信号最大作用距离	米	30 <sup>C)</sup>
使用的频率范围	兆赫	2400–2483.5
输出功率	毫瓦	< 1

- A) 含辅助手柄(4)，不含电源线
  - B) 移动终端设备必须可与 **蓝牙®** 低能耗装置（版本 4.2）兼容并支持通用访问配置（GAP）。
  - C) 根据外部条件包括所用接收设备的不同，覆盖范围会有很大差别。在封闭的室内以及由于金属障碍物（如墙壁、台架、箱子等），**蓝牙®** 覆盖范围可能明显缩小。
- 所有参数适用于 220 伏的额定电压 [U]，对于其他不同的电压和国际规格，数据有可能不同。  
数值可能因不同产品而异，并且受到应用和环境条件影响。  
更多信息请参见 [www.bosch-professional.com/wac](http://www.bosch-professional.com/wac)。

安装

- ▶ 在电动工具上进行所有操作之前都必须从插座上拔出电源插头。

辅助手柄

- **操作电动工具时必须使用辅助手柄(4)。**  
可以任意翻动辅助手柄(4)，以便在工作时毫无疲劳地牢牢抓紧。
- 松开滚花螺母(5)，将辅助手柄(4)翻动至所需位置，然后再次拧紧滚花螺母(5)。
- 可以改装辅助手柄(4)。
- 拧下滚花螺母(5)，然后将六角螺栓向上拔出。
  - 从侧面取下辅助手柄(4)，并将剩下的夹紧件翻动180度。
  - 按相反的顺序安装辅助手柄(4)。

更换工具

使用HEX工具夹头可以简便地更换工具刀头，无需借助其他的辅助工具。

防尘盖(6)可在很大程度上防止工作时灰尘进入工具夹头中。插入工具时请注意不要损坏防尘盖(6)。

► **必须立即更换损坏的防尘盖。最好委托本公司的顾客服务处换装。**

安装工具刀头（见图片A）

- 清洁工具柄並在柄上塗少许润滑脂。
- 向后推动锁定套筒(8)并将工具刀头旋入工具夹头。再次松开锁定套筒(8)，以便锁住工具刀头。
- 抽拉工具以确定它是否正确锁紧了。

取下工具刀头（见图片B）

- 向后推动锁定套筒(8)，取下工具刀头。

减尘

在没有采取减尘措施的情况下避免作业。电动工具可以根据使用目的通过减尘附件与集尘器搭配使用。

用户界面（参见插图C）

用户界面(3)用于选择工作模式以及显示电动工具的状态。

状态指示灯

电动工具状态指示灯（用户界面） (9)		解决方案
–	电动工具已关闭	–
绿色	电动工具已接通并已准备就绪	–
黄色	警告信息	在智能手机上阅读信息
红色	故障信息	在智能手机上阅读信息
闪蓝光	电动工具已通过蓝牙®与移动终端设备连接 或 正在传输设置	–
闪烁红色	休息提醒功能已激活（通过应用程序）且到期。	退出休息提醒功能: – 关闭电动工具，让其关闭至少10分钟 或 – 将电源插头从插座中拔出 – 通过应用程序复位休息提醒功能

用。

原则上要使用合适的呼吸面罩。请留心并遵守贵国和加工物料有关的法规。

对吸尘器的要求		
推荐的软管额定直径	毫米	35
所需的负压 <sup>A)</sup>	毫巴	≥ 230
	百帕	≥ 230
所需的流量 <sup>A)</sup>	升/秒	≥ 36
	立方米/小时	≥ 129.6
所推荐的过滤效率		M级粉尘 <sup>B)</sup>

A) 电动工具吸尘器接口上的功率值  
B) 符合IEC/EN 60335-2-69  
注意吸尘器的说明书。抽吸功率降低时请中断作业，然后排查原因。

操作

操作机器

- **注意电源电压！** 电源的电压必须和电动工具铭牌上标示的电压一致。

接通/关闭

- 如要**运行**电动工具，请将电源开关(2)摆动至位置“**I**”。
- 如要**关闭**电动工具，请将电源开关(2)摆动至位置“**0**”。

温度低时，电动工具在工作一定时间后才能达到全部冲击功率。将安装在电动工具上的工具刀头轻撞地面，可缩短启动时间。

可以通过应用程序配置**休息提醒**设置。

保养指示灯（用户界面） (12)	含义/原因	解决方案
亮起橙色	电动工具的定期保养即将到期。	将电动工具寄给客户服务部门
– 同时带有亮起的电动工具状态指示灯（用户界面） <b>(9)</b>		
闪烁橙色	电动工具的定期保养现在到期。	立即关闭电动工具并将其寄给客户服务部门
– 同时带有亮起的电动工具状态指示灯（用户界面） <b>(9)</b>		

### 选择工作模式

- 在选择工作模式**高功率模式**和**低功率模式**时，反复按压键，直到所需的工作模式亮起为止。

- 通过应用程序激活/停用工作模式**高海拔模式**。

工作模式指示灯(11)	功能
两个指示灯都亮起	在工作模式 <b>高功率模式</b> 下电动工具以最大功率工作。
下部指示灯亮起	在工作模式 <b>低功率模式</b> 下电动工具以最大功率的大约80 %工作。
按压工作模式按键 <b>(10)</b> 时上部指示灯闪烁3次	工作模式 <b>高海拔模式</b> 已激活（通过应用程序激活），自动停用工作模式 <b>高功率模式</b> 。

### 工作提示

- ▶ 装有**蓝牙®低能耗模块GCY 301-42**的电动工具配有一个无线接口。

在操作时，请用双手握住电动工具的手柄**(1)**。手柄**(1)**会围着它的轴线来回移动。这样可以减轻工作时产生的震动。

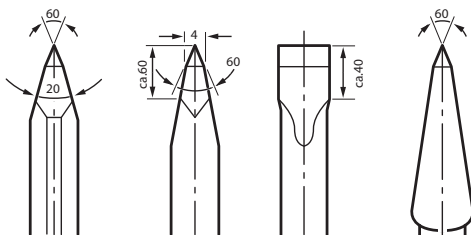
工作时只能使用合适的压力，以便实现尽可能高的冲击减震效果。

### 磨利凿具

使用锋利的凿具才能够达到好的工作效果，务必及时研磨凿具，如此才能够延长凿具的使用寿命，加强工作效果。

### 重磨

在砂轮（例如白刚玉）上研磨凿具，并使用均匀的水流冲刷。注意，刀刃上不可以出现回火色；这样会影响凿具的硬度。



锻造时，将凿子加热至850至1050摄氏度（浅红色至黄色）。

硬化时，将凿子加热至约900摄氏度，然后浸入油中淬火。接着将其放到320摄氏度的烤箱中约一小时（浅蓝色回火色）。

## 连接功能

### 使用应用程序的系统前提条件

系统前提条件	
移动终端设备（平板 电脑、智能手机）	Android 6.0（及更高版本） iOS 11（及更高版本）

### 应用程序的安装和设置

您必须先安装专用于终端设备的应用程序，以便使用连接功能。



- 通过相应的应用程序商店（Apple App Store、Google Play Store）下载应用程序。

**提示：**前提是在相应的AppStore有用户账号。

- 然后在应用程序中选择子项目**MyTools**或**连接**。移动终端设备的显示屏显示连接电动工具和终端设备的所有其他步骤。

### 通过蓝牙®传输数据

内置**蓝牙®低能耗模块**会定期发送信号。根据环境，识别到电动工具之前可能需要经过数个发送周期。如果没有识别到电动工具，请检查以下内容：

- 至移动终端设备的距离是否过大？  
缩短移动终端设备和电动工具之间的距离。
- 在移动终端设备上关闭**蓝牙®**，然后再次接通。  
请检查目前是否识别到电动工具。

### 与电动工具相关的功能

搭配**蓝牙®低能耗模块GCY 301-42**，为电动工具提供以下连接功能：



- 注册和个性化设置
- 状态检查，警告和故障信息输出
- 通用信息和设置
- 管理

更多信息请查看应用程序的帮助菜单。

## 维修和服务

### 维修和清洁

- ▶ 在电动工具上进行所有操作之前都必须从插座上拔出电源插头。
- ▶ 电动工具和通气孔必须随时保持清洁，以确保工作效率和工作安全。

如果必须更换连接线，务必把这项工作交给 **Bosch** 或者经授权的 **Bosch** 电动工具顾客服务执行，以避免危害机器的安全性能。

- ▶ 必须立即更换损坏的防尘盖。最好委托本公司的顾客服务处换装。

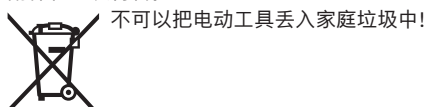
如果在用户界面上亮起保养指示灯 **(12)**，则必须将电动工具寄给客户服务部门进行保养。地址请参见“客户服务和应用咨询”段落。

### 客户服务和应用咨询

关于服务地址和保修条件的链接请查看最后一页。  
询问和订购备件时，务必提供机器铭牌上标示的10位数物品代码。


### 处理废弃物

必须以符合环保要求的方式回收再利用电动工具、附件和包装材料。

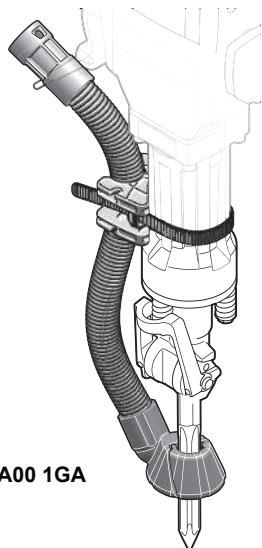
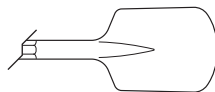
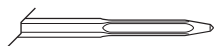


## 有关中国的更多信息

CMIIT ID显示在蓝牙设备铭牌上



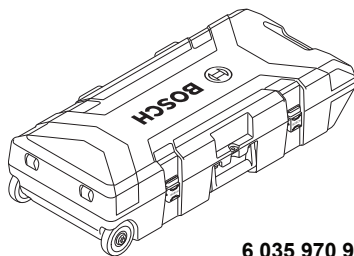
**HEX 22 mm**



**1 600 A00 1GA**



**1 615 430 010**



**6 035 970 999**

# Legal Information and Licenses

## Copyright (c) 2004 - 2020, Texas Instruments Incorporated

All rights reserved.

Redistribution and use in source and binary forms, with or without modification, are permitted provided that the following conditions are met:

\* Redistributions of source code must retain the above copyright notice, this list of conditions and the following disclaimer.

\* Redistributions in binary form must reproduce the above copyright notice, this list of conditions and the following disclaimer in the documentation and/or other materials provided with the distribution.

\* Neither the name of Texas Instruments Incorporated nor the names of its contributors may be used to endorse or promote products derived from this software without specific prior written permission.

THIS SOFTWARE IS PROVIDED BY THE COPYRIGHT HOLDERS AND CONTRIBUTORS "AS IS" AND ANY EXPRESS OR IMPLIED WARRANTIES, INCLUDING, BUT NOT LIMITED TO, THE IMPLIED WARRANTIES OF MERCHANTABILITY AND FITNESS FOR A PARTICULAR PURPOSE ARE DISCLAIMED. IN NO EVENT SHALL THE COPYRIGHT OWNER OR CONTRIBUTORS BE LIABLE FOR ANY DIRECT, INDIRECT, INCIDENTAL, SPECIAL, EXEMPLARY, OR CONSEQUENTIAL DAMAGES (INCLUDING, BUT NOT LIMITED TO, PROCUREMENT OF SUBSTITUTE GOODS OR SERVICES; LOSS OF USE, DATA, OR PROFITS; OR BUSINESS INTERRUPTION) HOWEVER CAUSED AND ON ANY THEORY OF LIABILITY, WHETHER IN CONTRACT, STRICT LIABILITY, OR TORT (INCLUDING NEGLIGENCE OR OTHERWISE) ARISING IN ANY WAY OUT OF THE USE OF THIS SOFTWARE, EVEN IF ADVISED OF THE POSSIBILITY OF SUCH DAMAGE.

## 1 - Open Source Components

### 1.1

Copyright (c) 2009-2020 Arm Limited. All rights reserved.

Licensed under the Apache License, Version 2.0 (the "License"); you may not use this file except in compliance with the License. You may obtain a copy of the License at

<http://www.apache.org/licenses/LICENSE-2.0>

Unless required by applicable law or agreed to in writing, software distributed under the License is distributed on an "AS IS" BASIS, WITHOUT WARRANTIES OR CONDITIONS OF ANY KIND, either express or implied. See the License for the specific language governing permissions and limitations under the License.

### 1.2

Copyright (c) 2018 STMicroelectronics.

Licensed under the Apache License, Version 2.0 (the "License"); you may not use this file except in compliance with the License. You may obtain a copy of the License at

<http://www.apache.org/licenses/LICENSE-2.0>

Unless required by applicable law or agreed to in writing, software distributed under the License is distributed on an "AS IS" BASIS, WITHOUT WARRANTIES OR CONDITIONS OF ANY KIND, either express or implied. See the License for the specific language governing permissions and limitations under the License.

## 2 - Common License

### 2.1 - Apache License 2.0

Apache License

Version 2.0, January 2004

<http://www.apache.org/licenses/>

TERMS AND CONDITIONS FOR USE, REPRODUCTION, AND DISTRIBUTION

### 1. Definitions.

"License" shall mean the terms and conditions for use, reproduction, and distribution as defined by Sections 1 through 9 of this document.

"Licensor" shall mean the copyright owner or entity authorized by the copyright owner that is granting the License.

"Legal Entity" shall mean the union of the acting entity and all other entities that control, are controlled by, or are under common control with that entity. For the purposes of this definition, "control" means (i) the power, direct or indirect, to cause the direction or management of such entity, whether by contract or otherwise, or (ii) ownership of fifty percent (50%) or more of the outstanding shares, or (iii) beneficial ownership of such entity.

"You" (or "Your") shall mean an individual or Legal Entity exercising permissions granted by this License.

"Source" form shall mean the preferred form for making modifications, including but not limited to software source code, documentation source, and configuration files.

"Object" form shall mean any form resulting from mechanical transformation or translation of a Source form, including but not limited to compiled object code, generated documentation, and conversions to other media types.

"Work" shall mean the work of authorship, whether in Source or Object form, made available under the License, as indicated by a copyright notice that is included in or attached to the work (an example is provided in the Appendix below).

"Derivative Works" shall mean any work, whether in Source or Object form, that is based on (or derived from) the Work and for which the editorial revisions, annotations, elaborations, or other modifications represent, as a whole, an original work of authorship. For the purposes of this License, Derivative Works shall not include works that remain separable from, or merely link (or bind by name) to the interfaces of, the Work and Derivative Works thereof.

"Contribution" shall mean any work of authorship, including the original version of the Work and any modifications or additions to that Work or Derivative Works thereof, that is intentionally submitted to Licensor for inclusion in the Work by the copyright owner or by an individual or Legal Entity authorized to submit on behalf of the copyright owner. For the purposes of this definition, "submitted" means any form of electronic, verbal, or written communication sent to the Licensor or its representatives, including but not limited to communication on electronic mailing lists, source code control systems, and issue tracking systems that are managed by, or on behalf of, the Licensor for the purpose of discussing and improving the Work, but excluding communication that is conspicuously marked or otherwise designated in writing by the copyright owner as "Not a Contribution."

"Contributor" shall mean Licensor and any individual or Legal Entity on behalf of whom a Contribution has been received by Licensor and subsequently incorporated within the Work.

2. Grant of Copyright License. Subject to the terms and conditions of this License, each Contributor hereby grants to You a perpetual, worldwide, non-exclusive, no-charge, royalty-free, irrevocable copyright license to reproduce, prepare Derivative Works of, publicly display, publicly perform, sublicense, and distribute the Work and such Derivative Works in Source or Object form.

3. Grant of Patent License. Subject to the terms and conditions of this License, each Contributor hereby grants to You a perpetual, worldwide, non-exclusive, no-charge, royalty-free, irrevocable (except as stated in this section) patent license to make, have made, use, offer to sell, sell, import, and otherwise transfer the Work, where such license applies only to those patent claims licensable by such Contributor that are necessarily infringed by their Contribution(s) alone or by combination of their Contribution(s) with the Work to which such Contribution(s) was submitted. If you institute patent litigation against any entity (including a cross-claim or counterclaim in a lawsuit) alleging that the

Work or a Contribution incorporated within the Work constitutes direct or contributory patent infringement, then any patent licenses granted to You under this License for that Work shall terminate as of the date such litigation is filed.

4. Redistribution. You may reproduce and distribute copies of the Work or Derivative Works thereof in any medium, with or without modifications, and in Source or Object form, provided that You meet the following conditions:

(a) You must give any other recipients of the Work or Derivative Works a copy of this License; and

(b) You must cause any modified files to carry prominent notices stating that You changed the files; and

(c) You must retain, in the Source form of any Derivative Works that You distribute, all copyright, patent, trademark, and attribution notices from the Source form of the Work, excluding those notices that do not pertain to any part of the Derivative Works; and

(d) If the Work includes a "NOTICE" text file as part of its distribution, then any Derivative Works that You distribute must include a readable copy of the attribution notices contained within such NOTICE file, excluding those notices that do not pertain to any part of the Derivative Works, in at least one of the following places: within a NOTICE text file distributed as part of the Derivative Works; within the Source form or documentation, if provided along with the Derivative Works; or, within a display generated by the Derivative Works, if and wherever such third-party notices normally appear. The contents of the NOTICE file are for informational purposes only and do not modify the License.

You may add Your own attribution notices within Derivative Works that You distribute, alongside or as an addendum to the NOTICE text from the Work, provided that such additional attribution notices cannot be construed as modifying the License. You may add Your own copyright statement to Your modifications and may provide additional or different license terms and conditions for use, reproduction, or distribution of Your modifications, or for any such Derivative Works as a whole, provided Your use, reproduction, and distribution of the Work otherwise complies with the conditions stated in this License.

5. Submission of Contributions. Unless You explicitly state otherwise, any Contribution intentionally submitted for inclusion in the Work by You to the Licensor shall be under the terms and conditions of this License, without any additional terms or conditions. Notwithstanding the above, nothing herein shall supersede or modify the terms of any separate license agreement you may have executed with Licensor regarding such Contributions.

6. Trademarks. This License does not grant permission to use the trade names, trademarks, service marks, or product names of the Licensor, except as required for reasonable and customary use in describing the origin of the Work and reproducing the content of the NOTICE file.

7. Disclaimer of Warranty. Unless required by applicable law or agreed to in writing, Licensor provides the Work (and each Contributor provides its Contributions) on an "AS IS" BASIS, WITHOUT WARRANTIES OR CONDITIONS OF ANY KIND, either express or implied, including, without limitation, any warranties or conditions of TITLE, NON-INFRINGEMENT, MERCHANTABILITY, or FITNESS FOR A PARTICULAR PURPOSE. You are solely responsible for determining the appropriateness of using or redistributing the Work and assume any risks associated with Your exercise of permissions under this License.

8. Limitation of Liability. In no event and under no legal theory, whether in tort (including negligence), contract, or otherwise, unless required by applicable law (such as deliberate and grossly negligent acts) or agreed to in writing, shall any Contributor be liable to You for damages, including any direct, indirect, special, incidental, or consequential damages of any character arising as a result of this License or out of the use or inability to use the Work (including but not limited to damages for loss of goodwill, work stoppage, computer failure or malfunction, or any and all other commercial damages or losses), even if such Contributor has been advised of the possibility of such damages.

9. Accepting Warranty or Additional Liability. While redistributing the Work or Derivative Works thereof, You may choose to offer, and charge

a fee for, acceptance of support, warranty, indemnity, or other liability obligations and/or rights consistent with this License. However, in accepting such obligations, You may act only on Your own behalf and on Your sole responsibility, not on behalf of any other Contributor, and only if You agree to indemnify, defend, and hold each Contributor harmless for any liability incurred by, or claims asserted against, such Contributor by reason of your accepting any such warranty or additional liability.

## END OF TERMS AND CONDITIONS

### Copyright (c) 2011 Petteri Aimonen <jpa at nanopb.mail.kapsi.fi>

This software is provided 'as-is', without any express or implied warranty. In no event will the authors be held liable for any damages arising from the use of this software.

Permission is granted to anyone to use this software for any purpose, including commercial applications, and to alter it and redistribute it freely, subject to the following restrictions:

1. The origin of this software must not be misrepresented; you must not claim that you wrote the original software. If you use this software in a product, an acknowledgment in the product documentation would be appreciated but is not required.

2. Altered source versions must be plainly marked as such, and must not be misrepresented as being the original software.

3. This notice may not be removed or altered from any source distribution.

Servicekontakte  
Service Contacts  
Contacts de Service  
Contactos de Servicio



<https://www.bosch-pt.com/serviceaddresses>

Garantiebedingungen  
Guarantee Conditions  
Conditions de Garantie  
Condiciones de Garantía



<https://www.bosch-pt.com/guarantee/202507>